

Activating Optional Software

ASR Series

QUICK GUIDE

Rev. A



ISO-9001 CERTIFIED MANUFACTURER

GW INSTEK

This quick guide contains proprietary information, which is protected by copyright. All rights are reserved. No part of this manual may be photocopied, reproduced or translated to another language without prior written consent of Good Will company.

The information in this quick guide was correct at the time of printing. However, Good Will continues to improve products and reserves the rights to change specification, equipment, and maintenance procedures at any time without notice.

SPECIAL UPDATE

Activating Optional Software 4



Activating optional software depends on the firmware version,
please contact your dealer for service.

Activating Optional Software

Background The file name consists of "ssssssss_nnn.lis", ssssssss is the machine serial number, and nnn is the option number.



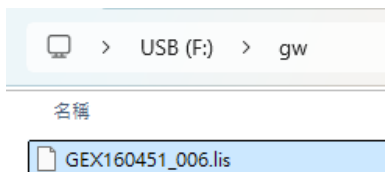
Note

- Ensure the load is not connected.
- Ensure the output is off.
- The file name must be exactly the same as the machine serial number.

Steps

1. Insert the USB flash drive into a USB port on the front panel of the ASR. Copy the xxxxxxxx_xxx.lis file to the gw folder, (USB:\gw\).

For example, the file name in the picture is GEX160451_006.lis, where GEX160451 is the machine serial number, and 006 represents the option number 6.

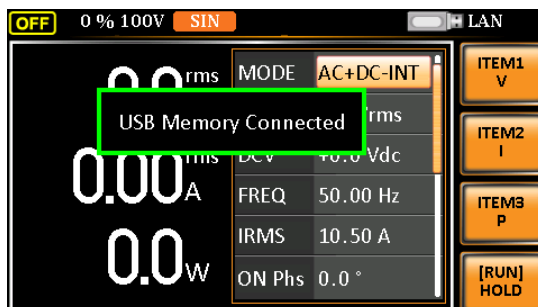


2. Insert a USB Flash Drive into the USB port on front panel of ASR. Wait for Display USB Icon.

ASR-6000

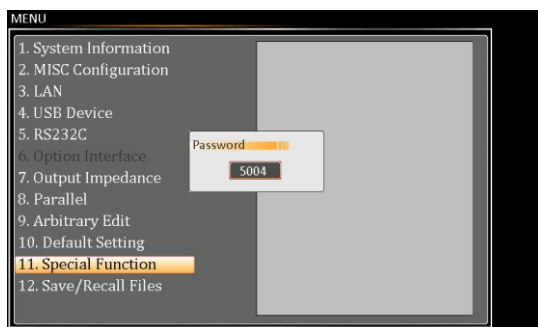


ASR-2000/ASR-3000

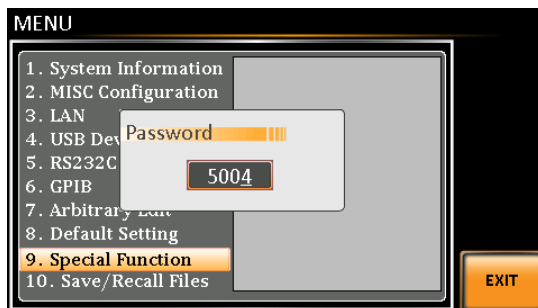


3. Press the Special Function key on the 5004, then press the Enter.

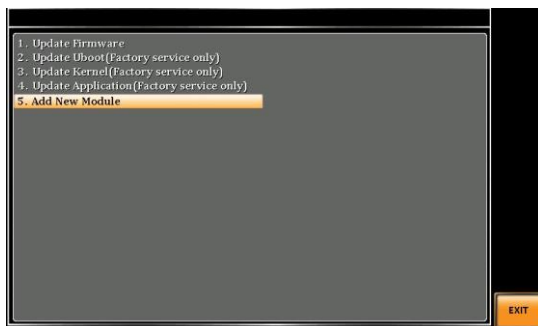
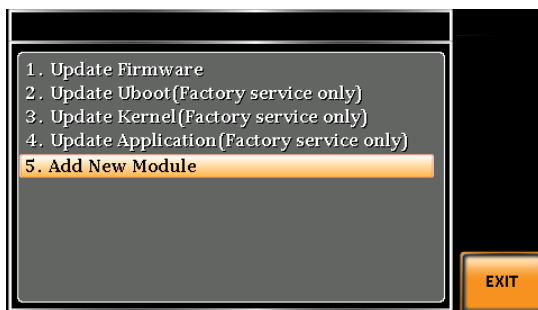
ASR-6000



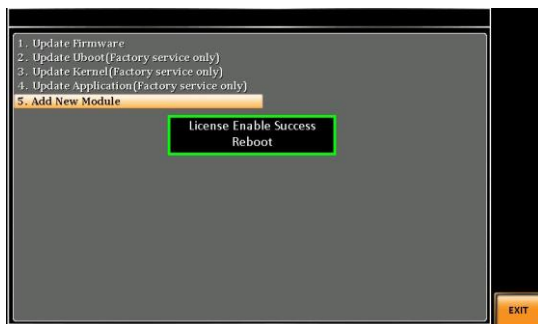
ASR-2000/ASR-3000



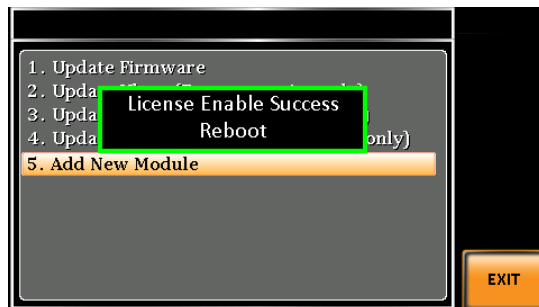
4. After selecting Item 5, press Enter.

ASR-6000

ASR-2000/ASR-3000


5. The system will automatically restart after the installation is complete.

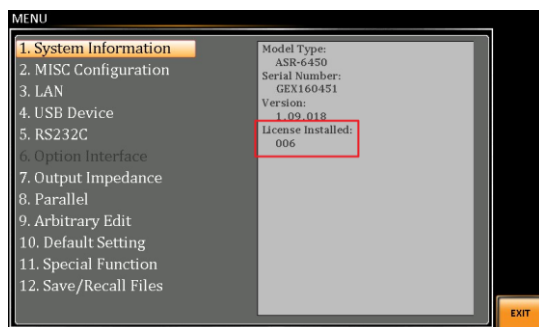
ASR-6000


ASR-2000/ASR-3000

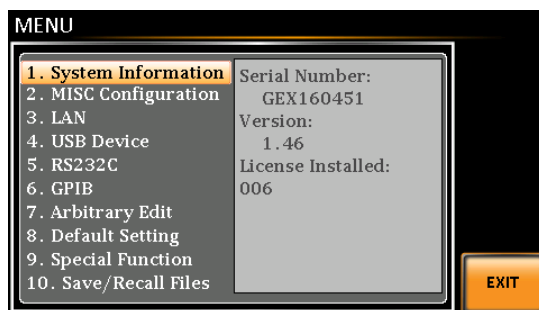


6. Select "1. System Information" to Get License Installed.

ASR-6000



ASR-2000/ASR-3000



- ASR-2000 License
 - 003: Modbus Function Enable (V1.38 after)

 - ASR-3000 License
 - 001: Support the R200 range output on the front panel. (V1.38 after)
 - 003: Modbus Function Enable (V1.38 after)

 - ASR-6000 License
 - 003: Modbus Function Enable (V1.05 after)
 - 006: IEC61000-4 Function (V1.10 after)
-