



MFG-2000 Series

Multi-Channel Function Generator

FEATURES

- Maximum Five Output Channels
 - * 2 Equivalent Performance Arbitrary Channels Frequency : 1 μ Hz~10/20/30/60/200MHz
 - * RF Channel Frequency (FG/ARB/MOD) : 160/320MHz
 - * Pulse Generator Frequency : 25MHz
 - * Power Amplifier : Low Frequency, 5Hz~100kHz, 20dB/20W (limited by current setting)
- True Point by Point Output Arbitrary Waveform Function: MFG-2220HM Sample Rate: 250MSa/s, Repetition Rate: 125MHz; Other models Sample Rate: 200MSa/s, Repetition Rate: 100MHz, 14-bit Resolution, 16k Points Memory Depth
- Earth Ground Isolation Design Among I/O Terminals and Instrument Chassis (MFG-2220HM Excluded)
- Frequency Counter : 150MHz, 8-bit Frequency Resolution
- AM/FM/PM/ASK/FSK/PSK/SUM/PWM Modulation
- Built-in Medical and Automotive Electronic Waveforms
- USB Host/USB Device/LAN (MFG-22XX only)
- 4.3 Inch TFT Color Display

The MFG-2000 series is a multi-channel function generator, which has up to 5 simultaneous output channels, including CH1 and CH2 equivalent performance dual channel arbitrary function generator with the maximum 200MHz for both channels; RF signal generator, a standard AFG, which produces the maximum 320MHz sine wave and various modulation RF signals; pulse generator, whose frequency reaches 25MHz; power amplifier, which is ideal for audio range. The above-mentioned five different functionality channels are separately or totally allocated on 11 models, which extend from the basic single-channel AFG with pulse generator models to five-channel models so as to satisfy various educational and industrial applications.

The AFG channel of the MFG-2000 series outputs sine, square, and triangle, etc. The series features true point by point output arbitrary waveform characteristics of 200MSa/s sample rate, 100MHz waveform repetition rate, 14-bit resolution, and 16k points memory depth. The MFG-2220HM offers up to 250MSa/s sample rate and 125MHz repetition rate. Some models provide various modulation methods such as AM/FM/PM/FSK /PWM. Sweep, Burst, Trigger, 150MHz Frequency Counter and 25MHz pulse generator are also available for some models. Synchronized dual channel models provide correlated functions, including synchronization, delay, sum, and coupling. RF signal generator, a complete AFG signal source (including ARB), features various modulations, Sweep, and digital modulations such as ASK and PSK and its sine wave frequency is up to 320MHz. A full-function pulse generator with 25 MHz is equipped to all models and its pulse width, rise edge time, fall edge time are adjustable that can be applied as trigger signals. Independent input/output power amplifier with 20W, 20dB, 5Hz~100kHz bandwidth, and distortion less than 0.1% can be applied to the audio application.

The overall design of the MFG-2000 series (MFG-2220HM excluded) is earth ground isolation among output/input terminals and instrument chassis that can only be found in high-level signal sources. The output channels can sustain maximum isolation voltage up to $\pm 42\text{Vpk}$ (DC+ AC peak value) to earth ground that is ideal for floating circuit tests. Multi-unit outputs can be executed without factoring in grounding reference issue. There is no additional isolation requirement for experiments such as “full-wave rectification” and “voltage doubler” which are easy and safe. An external power supply can bring up the DC bias voltage to $\pm 42\text{Vpk}$ to meet the requirements of higher DC bias voltage such as automotive and educational applications.

The AFG of the MFG-2000 series collocating with AWES (Arbitrary Waveform Editing Software) allows users to easily and quickly edit arbitrary waveforms. DWR (Direct Waveform Reconstruction) allows users to collocate with GDS series digital oscilloscopes to retrieve waveforms and upload them to arbitrary generator to achieve direct waveform reconstruction. 102 built-in waveforms allow users to edit arbitrary waveforms and to output the whole segment or divided segments.

With the multi-functionality channels, the MFG-2000 series provides different industrial sectors with special dual channel waveforms, low-frequency vibration simulation, automotive sensors, medical applications (MFG-2220HM excluded), AM/FM broadcast signals, PWM motor or fan control signals, pulse synchronized signals, pulse noise, audio circuit or devices such as speaker tests. The series is ideal for various fields, including scientific research, education, research and development, production and quality control.

The MFG-2000 series can maximally and simultaneously output five functional channels. The functionalities of each channel are as follows:

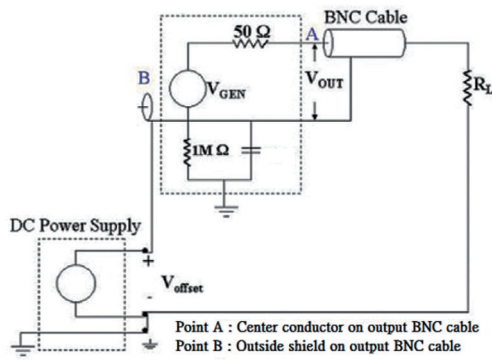
| | | | |
|-----------------|---|--|---------|
| Channel 1 | 1uHz-200MHz max. FG With 250MSa/s ARB | AM,FM,PM,FSK,SUM PWM ,Sweep ,Burst , Trigger, Frequency Counter | ASK,PSK |
| Channel 2 | | | |
| RF Channel | 1uHz-320MHz max. FG With 200MSa/s ARB | | |
| Pulse Generator | 25MHz Full Function pulse Generator (Frequency /Width/duty Cycle /Rise and Fall Edge adjustable) | | |
| Power Amplifier | 20W Power Amplifier (20W (RL=8 Ω)/20dB/5Hz~100kHz/<0.1% (Ampl >1Vpp 20Hz~20kHz) | | |

* ASK, PSK are standard equipped in MFG-2220HM

PANEL INTRODUCTION



A. CIRCUIT DESIGN FOR GROUND ISOLATION AMONG OUTPUT/INPUT TERMINALS AND INSTRUMENT CHASSIS



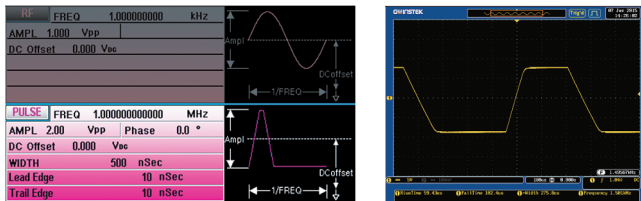
Connection diagram for MFG connecting with a power supply to increase D.C. bias voltage to $\pm 42\text{Vpk}$ (DC+ AC peak value).

Output channels, synchronization and modulation input/output connector grounding are isolated from instrument chassis. These connectors can sustain maximum isolation voltage up to $\pm 42\text{Vpk}$ (DC+ AC peak value) to earth ground that is ideal for floating circuit tests. Multi-unit outputs can be executed without factoring in grounding reference issue.

The built-in DC bias voltage of the MFG-2000 series can be applied on various waveforms. The DC bias voltage is $\pm 5\text{V}$ under 50 ohm load. An external power supply can be used to bring up the DC bias voltage to $\pm 42\text{Vpk}$ (DC+ AC peak value) for higher DC bias applications.

(* MFG-2220HM excluded)

B. PULSE GENERATOR



Each model of the series has a built-in pulse generator and its output frequency reaches 25 MHz. Users can set pulse width, duty cycle, rise edge time, and fall edge time to support trigger signal.

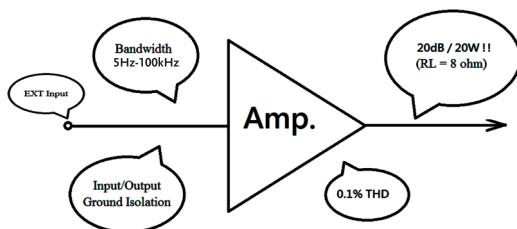
The pulse width can be fine-tuned to the minimum of 20ns and the leading/trailing edge times can be set independently to the minimum of 10ns.

C. RF SIGNAL GENERATOR

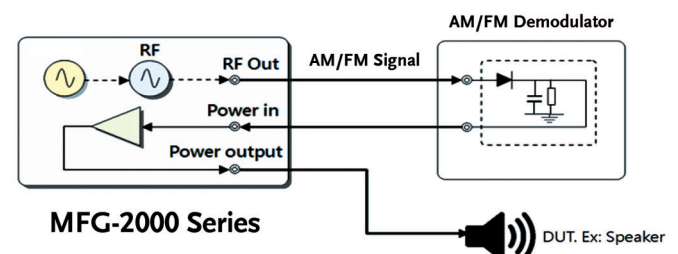
| | |
|----------------------------------|---|
| RF Channel | ASK,PSK |
| | AM,FM,PM, FSK,PWM, Sweep, Burst, Trigger, Frequency Counter |
| | ARB (200MHz) |
| | Other Waveform |
| | Triangle, Ramp (1MHz) |
| | Square (25MHz) |
| Sine wave FREQ. Up to 320MHz max | |

RF signal generator is a full function AFG signal source. Identical to CH1/CH2, it can output sine, square, ramp, pulse, noise, etc. Its sine wave frequency reaches 160MHz or 320MHz. And its true point by point output arbitrary waveform function supports 200 MHz sample rate, 100MHz waveform repetition rate, 14 bit resolution, 16k point memory depth, frequency sweep and various modulation methods such as AM/FM/PM/FSK/PWM/PSK/ASK. RF signal generator can be applied as a high frequency arbitrary waveform generator, simulated signals of analog or digital broadcast stations or carrier signals of local oscillator.

D. POWER AMPLIFIER

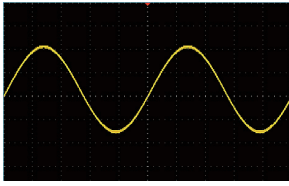


20W/20dB power amplifier, which has a bandwidth of 5Hz~100kHz and less than 0.1% distortion. The low frequency power amplifier can be applied as an audio amplifier or a driver amplifier for piezoelectric components (collocating with an impedance transformer, 20W output) and conducts power component characteristics tests, magnetization characteristics tests(B-H curve) of magnetic materials such as ferrite and amorphous materials (collocating with an impedance transformer, 20W output)

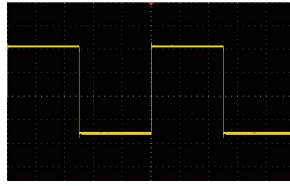


Users can connect a speaker with the low frequency power amplifier of the MFG-2000 series to realize various physics experiments.

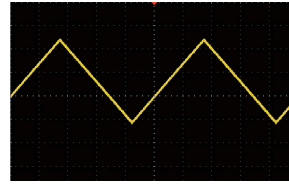
E. VERSATILE OUTPUT WAVEFORM SELECTIONS



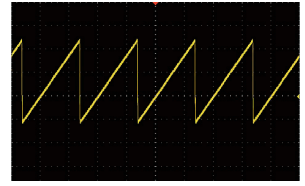
Sine



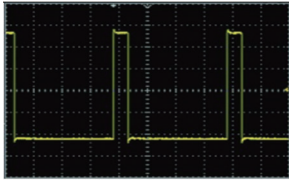
Square



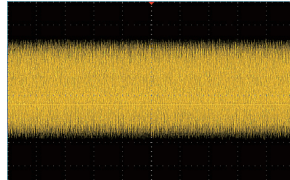
Triangle



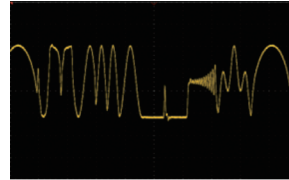
Ramp



Pulse

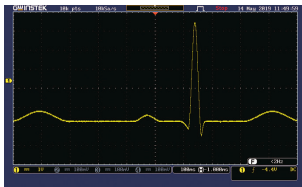


Noise

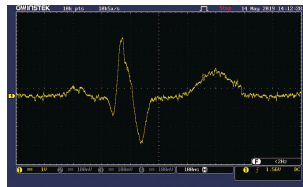


Arbitrary Waveform

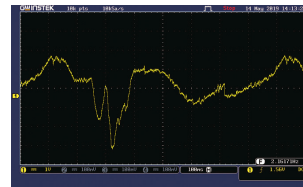
MEDICAL APPLICATION WAVEFORMS (MFG-2220HM excluded)



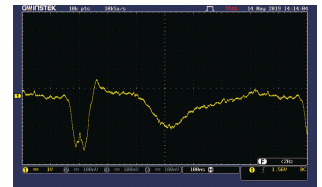
Cardiac



ECG1

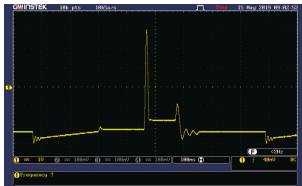


ECG2

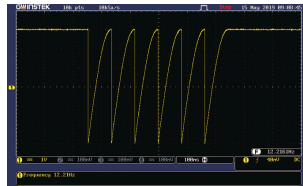


ECG3

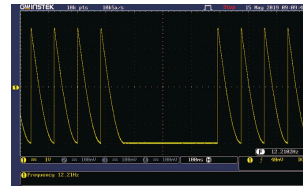
AUTOMOTIVE ELECTRONIC WAVEFORMS (MFG-2220HM excluded)



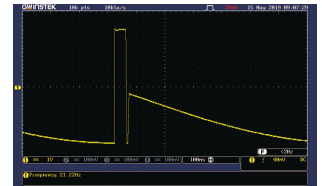
Ignition



ISO7637-2 TP3A



ISO7637-2 TP3B

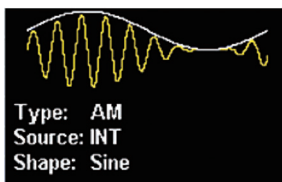


ISO7637-2 TP2B

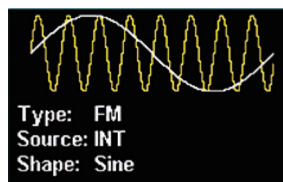
There are standard waveforms for the series such as sine, square, triangle, ramp, pulse, noise. In addition, 102 built-in waveforms, including medical application waveforms and commonly used

automotive electronic waveforms allow users to easily select desired waveforms.

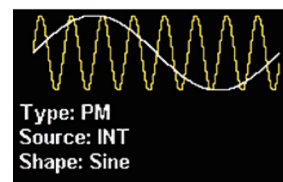
F. VARIOUS MODULATION FUNCTION



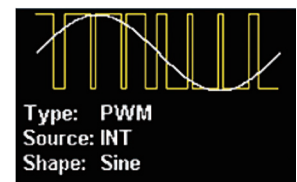
Amplitude Modulation



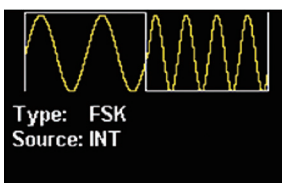
Frequency Modulation




Phase Modulation



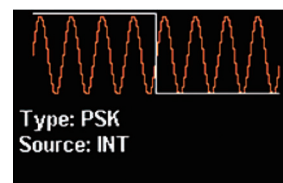
Pulse Width Modulation



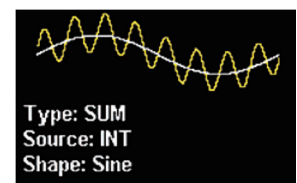
Frequency-shift Keying Modulation



Amplitude-shift Keying Modulation



Phase-shift Keying Modulation

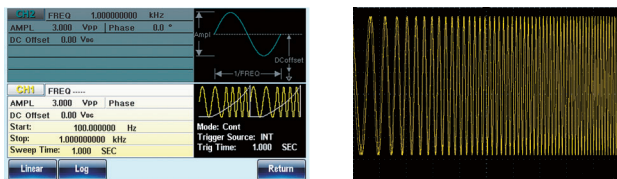


Sum Modulation

The series supports AM, FM, PM, FSK, PWM and SUM modulation. RF channel not only has the above-mentioned modulation capabilities but also supports advanced modulations such as ASK

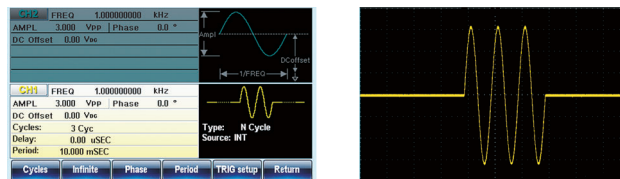
and PSK Modulation. The most modulation sources can be internal or external. Applications include communications systems' base band, motor control and light adjustment.

G. SWEEP FUNCTION



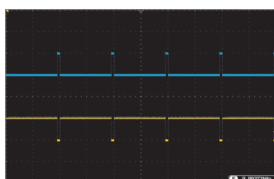
The series supports frequency sweep that can also integrate other functions, including linear/logarithm and INT/EXT/Manual trigger to meet various application requirements. Frequency sweep carries out tests on the frequency response of electronic components such as filter and low frequency amplifier.

H. BURST FUNCTION

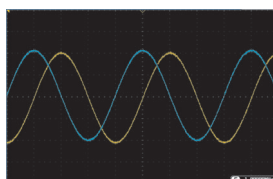


The series supports N-period or gated trigger. Phase angle, duration time, frequency, waveform infinite can be adjusted to meet non-continuous output applications.

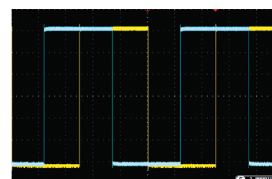
I. THE OUTPUT CORRELATED FUNCTIONS OF EQUIVALENT PERFORMANCE DUAL CHANNEL



Differential Signal



Sine and Cosine Signal



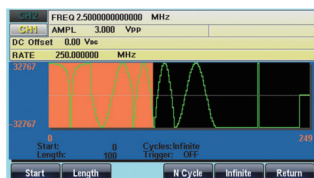
Square Wave Phase Setting

The CH1 and CH2 of MFG-2220HM/2230M/2260M/2260MFA/2260MRA can be applied separately. These two channels provide four correlated functions, including sum, coupling, tracking and phase.

* The coupling function allows users to freely set ratio and offset values for frequency and amplitude of both channels to realize that all parameters are simultaneously effective for both channels. The measurement of the Third-Order Intercept Point for an amplifier and the simulations of two different frequency oscillators outputting signals are two applied examples for coupling function.

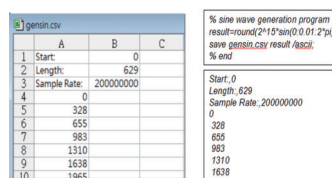
- * The tracking function can produce 180 degree phase offset differential signals with same frequency and amplitude.
- * The phase function allows users to freely set phase parameters for both channels such as sine wave, cosine wave, and square wave signals.
- * The sum modulation function can sum up two signals into one and output this signal via one channel. One of the related applications is to sum up sine waveform and noise to execute speaker distortion tests.

J. FOUR METHODS TO OBTAIN ARBITRARY WAVEFORMS



Front Panel Operation

Via single unit's panel, arbitrary waveforms can be selected, edited, stored, recalled, output, triggered from 102 built-in waveforms.



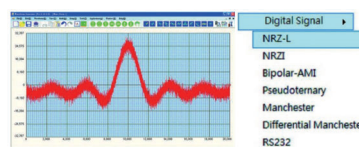
CSV File Upload

Support CSV file upload produced by MATLAB and Excel.



Direct Waveform Reconstruction


Collocate with GDS series digital oscilloscopes to retrieve waveforms and upload them to arbitrary generator to achieve direct waveform reconstruction. (DSO LINK is only for MFG-22XX Series)



Arbitrary Waveform Editing PC Software

Use AWES to edit complex waveforms. The software supports waveform mathematical operation. The waveform series includes Uniform Noise, Gaston Noise, Rayleigh Noise, various digital codes such as non zero code, Manchester and RS-232, etc.

K. MULTI-CHANNEL SYNCHRONIZED PHASE OPERATION



MFG-2220HM features reference input and reference output interfaces. Users can drive up to four MFG-2220HM units through the reference input and reference output interfaces to achieve eight-channels of phase synchronous outputs. (*MFG-2220HM only)

| SPECIFICATIONS | | | | | | |
|-------------------------------------|---|----------------------------|--|-------------------------------------|--------------------|--|
| | CH1 (Function With ARB) | CH2 (Function With ARB) | 25MHz Pulse Generator | RF Generator (Function With ARB) | Power Amplifier | Modulation/Sweep/ Burst/Frequency Counter |
| MFG-2110 | ● 10MHz | | ● | | | |
| MFG-2120 | ● 20MHz | | ● | | | |
| MFG-2120MA | ● 20MHz | | ● | | ● | ● |
| MFG-2130M | ● 30MHz | | ● | | | ● |
| MFG-2160MF | ● 60MHz | | ● | ● 160MHz | | ● |
| MFG-2160MR | ● 60MHz | | ● | ● 320MHz | | ● |
| MFG-2230M | ● 30MHz | ● 30MHz | ● | | | ● |
| MFG-2260M | ● 60MHz | ● 60MHz | ● | | | ● |
| MFG-2260MFA | ● 60MHz | ● 60MHz | ● | ● 160MHz | ● | ● |
| MFG-2260MRA | ● 60MHz | ● 60MHz | ● | ● 320MHz | ● | ● |
| MFG-2220HM | ● 200MHz | ● 200MHz | ● | | | ● |
| CH1/CH2 | | | | | | |
| WAVEFORMS | Standard | | Sine, Square, Triangle, Ramp, Pulse, Noise | | | |
| ARBITRARY FUNCTIONS | Arb Function Sample Rate Repetition Rate Waveform Length Amplitude Resolution Non-volatile Memory User-defined Output Section | | Built-in 200 MSa/s ; MFG-2220HM:250MSa/s 100MHz ; MFG-2220HM:125MHz 16k points 14 bits 10sets 16k points(1) From point 2 ~ 16384 | | | |
| FREQUENCY | Range | | MFG-2220HM:Sine:200MHz(Max.);Square:60MHz(Max.);Triangle,Ramp:5MHz;Others:Sine:60MHz(Max.) | | | |
| CHARACTERISTICS | Resolution Accuracy Stability Aging Tolerance | | Square:25MHz(Max.);Triangle,Ramp:1MHz 1 μ Hz \pm 20 ppm \pm 1 ppm, per 1 year \leq 1 μ Hz | | | |
| OUTPUT CHARACTERISTICS (2) | Amplitude Range Accuracy Resolution Flatness Units | | 1mVpp ~ 10 Vpp(into 50 Ω) ; 2mVpp ~ 20 Vpp (open-circuit) MFG-2220HM : 1mVpp ~ 10Vpp \leq 20MHz ; 1mVpp ~ 5Vpp \leq 70MHz ; 1mVpp ~ 2Vpp \leq 120MHz ; 1mVpp ~ 1Vpp \leq 200MHz(into 50 Ω) \pm 2% of setting \pm 1 mVpp (at 1 kHz/into 50 Ω without DC offset) 0.1mV or 4 digits \pm 1% (0.1dB) \leq 1MHz ; \pm 3% (0.3dB) \leq 50 MHz ; \pm 16% (1.5dB) \leq 60MHz (sinewave relative to 1 kHz/into 50 Ω), MFG-2220HM: \pm 1% (0.1dB) \leq 10MHz; \pm 2% (0.2dB) \leq 60 MHz \pm 4% (0.4dB) \leq 100MHz; \pm 8% (0.8dB) \leq 160MHz; \pm 10% (1dB) \leq 200MHz; (sinewave relative to 1 kHz/into 50 Ω) Vpp, Vrms, dBm | | | |
| OFFSET | Range Accuracy | | \pm 5 Vpk AC + DC (into 50 Ω); \pm 10Vpk AC + DC (open circuit) \pm (1% of setting + 5mV + 0.5% of amplitude) | | | |
| WAVEFORM OUTPUT | Impedance Protection Ground Isolation | | 50 Ω typical (fixed); > 10M Ω (output disabled) Short-circuit protected; Overload relay automatically disables main output 42Vpk max (MFG-2220HM excluded) | | | |
| SYNC OUTPUT | Range Impedance Ground Isolation | | TTL-compatible into>1k Ω 50 Ω standard 42Vpk max (MFG-2220HM excluded) | | | |
| SINE WAVE CHARACTERISTICS (3) | Harmonic Distortion Total Harmonic Distortion | | -60 dBc DC ~ 200kHz, Ampl > 0.1 Vpp -55 dBc 200kHz ~ 1 MHz, Ampl > 0.1 Vpp ; -45 dBc 1MHz ~ 10 MHz, Ampl > 0.1Vpp ; -35 dBc 10MHz ~ 30MHz, Ampl > 0.1Vpp ; -27 dBc 30MHz ~ 60MHz, Ampl > 0.1Vpp MFG-2220HM:<-60 dBc <200kHz ; <-55 dBc 200kHz ~ 1 MHz ; <-45 dBc 1MHz ~ 10 MHz; <-35 dBc 10MHz ~ 30MHz ; <-30 dBc 30MHz ~ 200MHz ; (at 1Vpp/into 50 Ω without DC offset) < 0.1% (Ampl>1Vpp) DC~100 kHz | | | |
| SQUARE WAVE CHARACTERISTICS | Rise/Fall Time Overshoot Asymmetry Variable duty Cycle Jitter | | <15ns ; MFG-2220HM:<6ns <5% 1% of period +5 ns 0.01% to 99.99% (limited by the current frequency setting) 20ppm +500ps(4) | | | |
| RAMP CHARACTERISTICS | Linearity Variable Symmetry | | < 0.1% of peak output 0% ~ 100% | | | |
| PULSE CHARACTERISTICS | Frequency Pulse Width Variable duty Cycle Overshoot Jitter | | 1uHz ~ 25MHz \geq 20nS ; MFG-2220HM \geq 10nS (limited by the current frequency setting) 0.01% ~ 99.99% (limited by the current frequency setting) <5% 20ppm + 500ps(4) | | | |
| PULSE GENERATOR | | | | | | |
| PULSE GENERATOR | Amplitude Offset Frequency Pulse Width Variable duty Cycle Leading and Trailing Edge Time(5) Overshoot Jitter | | 1mVpp ~ 2.5 Vpp (into 50 Ω) ; 2mVpp ~ 5 Vpp (open-circuit) \pm 1 Vpk AC + DC (into 50 Ω) ; \pm 2Vpk AC + DC (Open circuit) 1uHz ~ 25MHz 20nS ~ 999.7ks(limited by the current frequency setting) 0.1% ~ 99.9%(limited by the current frequency setting) 10nS ~ 20S(1ns resolution)(limited by the current frequency and pulse width settings) <5% 100ppm + 500ps(4) | | | |
| RF GENERATOR | | | | | | |
| ARBITRARY FUNCTIONS | ARB function Sample Rate Repetition Rate Waveform Length Amplitude Resolution User-defined output section Jitter | | Built-in 200 MSa/s 100MHz 16k points 14 bits From point 2~16384 20ppm +5ns | | | |

| SPECIFICATIONS | | |
|---|---|--|
| FREQUENCY CHARACTERISTICS | Range Resolution Accuracy Stability Aging Tolerance | Sine: 1uHz~160MHz(DDS)/1uHz~60MHz(ARB) for MFG-2XXXMF ; 1uHz~320MHz(DDS)/1uHz~60MHz(ARB) for MFG-2XXXMR Square: 25MHz(max); Triangle, Ramp: 1MHz 1 μ Hz ± 20 ppm ± 1 ppm, per 1 year $\leq 1 \mu$ Hz |
| OUTPUT CHARACTERISTICS(2) | Amplitude(into 50 Ω) Accuracy Resolution Flatness | 1mVpp to 2 Vpp (MFG-2XXXMF);1mVpp to 1 Vpp (MFG-2XXXMR) $\pm 2\%$ of setting ± 1 mVpp(at 1 kHz/into 50 Ω without DC offset) 1mV or 3 digits $\pm 1\%$ (0.1dB) ≤ 1 MHz; $\pm 3\%$ (0.3dB) ≤ 50 MHz; $\pm 10\%$ (0.9dB) ≤ 160 MHz; $\pm 35\%$ (3.5dB) ≤ 320 MHz (sinewave relative to 1 kHz/into 50 Ω) |
| OFFSET WAVEFORM OUTPUT SINE WAVE CHARACTERISTICS(3) | Impedance Harmonic Distortion Total Harmonic Distortion | ± 1 Vpk AC +DC (into 50 Ω); ± 2 Vpk AC +DC (Open circuit) 50 Ω typical(fixed); >10M Ω (output disabled) -60 dBc <200kHz ; -55 dBc 200kHz~1 MHz ; -45 dBc 1MHz~10 MHz; -30 dBc 10MHz~320MHz < 0.1% (Ampl>1Vpp) DC~100 kHz |
| SQUARE WAVE CHARACTERISTICS | Rise/Fall Time Overshoot Asymmetry Variable duty Cycle Jitter | <15ns <5% 1% of period +5 ns 0.01% to 99.99%(limited by the current frequency setting) 20ppm+500ps(4) |
| RAMP CHARACTERISTICS | Linearity Variable Symmetry | < 0.1% of peak output 0% to 100% |
| MODULATION/ SWEEP | Modulation Type Sweep type Source Modulating Frequency | AM,FM,PM,FSK,PWM (The detail same as CH1 modulation specification) Frequency INT/EXT (INT only for AM,FM,PM, PWM) Sine-DDS 5us~327.68mS(Resolution:5uS); Sine-ARB 2mHz~20kHz(Resolution:1mHz) |
| PSK (MFG-2220HM also provided) | Carrier Waveforms Modulating Waveforms Internal Frequency Phase Range Source | Sine-DDS 50% duty cycle square 2 mHz to 1 MHz 0° ~ 360.0° Internal / External |
| ASK (MFG-2220HM also provided) | Carrier Waveforms Modulating Waveforms Internal Frequency Amplitude Range Source | Sine-DDS 50% duty cycle square 2 mHz to 1 MHz 1mVpp to 10Vpp Internal / External |
| POWER AMPLIFIER | | |
| POWER AMPLIFIER | Input Impedance Input Voltage Working Mode Gain Output Power (RL=8 Ω) Output Voltage Output Current Rise/Fall Time Full Power Bandwidth Overshoot Total Harmonic Distortion Ground Isolation | 10K Ω 1.25Vpmax Constant Voltage 20dB 20W (Square) 12.5Vpmax 1.6Amax <2.5uS 5Hz ~ 100kHz 5% < 0.1% (Ampl >1Vpp); 20Hz ~ 20 kHz 42Vpk max |
| ADVANCED FUNCTIONS | | |
| AM MODULATION | Carrier Waveforms Modulating Waveforms Modulating Frequency Depth Source | Sine, Square, Triangle, Ramp, Pulse, Arb Sine, Square, Triangle, Upramp, Dnramp 2mHz ~ 20kHz ; MFG-2220HM : 2mHz ~ 50kHz(Int) ; DC ~ 20kHz ; MFG-2220HM : DC ~ 50kHz (Ext) 0% ~ 120.0% Internal / External |
| FM MODULATION | Carrier Waveforms Modulating Waveforms Modulating Frequency Peak Deviation Source | Sine, Square, Triangle, Ramp Sine, Square, Triangle, Upramp, Dnramp 2mHz ~ 20kHz ; MFG-2220HM : 2mHz ~ 50kHz(Int) ; DC ~ 20kHz ; MFG-2220HM : DC ~ 50kHz (Ext) DC to max frequency ; MFG-2220HM: DC ~ 0.5*max frequency Internal / External |
| PM | Carrier Waveforms Modulating Waveforms Modulation Frequency Phase Deviation Source | Sine, Square, Triangle, Ramp Sine, Square, Triangle, Upramp, Dnramp 2mHz ~ 20kHz ; MFG-2220HM : 2mHz ~ 50kHz(Int) ; DC ~ 20kHz ; MFG-2220HM : DC ~ 50kHz (Ext) 0° ~ 360.0° Internal / External |
| SUM | Carrier Waveforms Modulating Waveforms Modulation Frequency SUM Depth Source | Sine, Square, Triangle, Ramp ; MFG-2220HM: Sine, Square, Triangle, Pulse ,Ramp ,Noise Sine, Square, Triangle, Upramp, Dnramp 2mHz ~ 20kHz ; MFG-2220HM : 2mHz ~ 50kHz(Int) ; DC ~ 20kHz ; MFG-2220HM : DC ~ 50kHz (Ext) 0% ~ 100.0% Internal / External |
| PWM | Carrier Waveforms Modulating Waveforms Modulation Frequency Phase Deviation Source | Square Sine, Square, Triangle,Upramp, Dnramp 2mHz ~ 20kHz ; MFG-2220HM : 2mHz ~ 50kHz(Int) ; DC ~ 20kHz ; MFG-2220HM : DC ~ 50kHz (Ext) 0% ~ 100.0% pulse width Internal / External |
| FSK | Carrier Waveforms Modulating Waveforms Internal Frequency Frequency Range Source | Sine, Square, Triangle, Ramp, Pulse 50% duty cycle square 2 mHz to 1 MHz 1 μ Hz to max frequency Internal / External |
| SWEEP | Waveforms Type Sweep Direction Start/Stop Freq Sweep Time | Sine, Square, Triangle, Ramp Linear or Logarithmic Sweep up or sweep down 1uHz to max frequency 1ms to 500s |

SPECIFICATIONS

| | | |
|------------------------------------|--|---|
| | Source Trigger Marker Source | Internal / External Single, External, Internal Marker signal on falling edge (programmable) Internal / External |
| BURST | Waveforms Frequency Pulse Count Start/Stop Phase Internal Frequency Gate Source Trigger Source | Sine, Square, Triangle, Ramp Max Frequency 25MHz (sine, square); 1MHz (triangle, ramp) 1~1000000 Cycles or infinite -360.0° ~ +360.0° 1 us ~ 500 s External Trigger Single, External, Internal |
| TRIGGER DELAY | NCycle, Infinite | 0s ~ 100 s |
| EXTERNAL TRIGGER INPUT | Type Input Level Slope Pulse Width Input Impedance | For FSK, Burst, Sweep TTL Compatibility Rising or Falling(Selectable) >100ns 10k Ω , DC coupled |
| EXTERNAL MODULATION INPUT | Type Voltage Range Input Impedance Frequency Ground Isolation | For AM, FM, PM, SUM, PWM $\pm 5V$ full scale 10k Ω DC ~ 20kHz(MFG-2220HM : DC ~ 50kHz) 42Vpk max(MFG-2220HM excluded) |
| TRIGGER OUTPUT | Type Level Pulse Width Maximum Rate Fan-out Impedance | For ARB, Burst, Sweep TTL Compatible into 50 Ω >450ns ; MFG-2220HM : >100ns 1MHz ≥ 4 TTL Load 50 Ω Typical |
| REFERENCE INPUT (MFG-2220HM only) | Input Voltage Output Impedance Input Frequency Waveform | 0.5Vpp to 5Vpp 1k Ω , unbalanced, AC coupled 26.8436MHz ± 500 Hz Sine or Square (50 $\pm 5\%$ duty) |
| REFERENCE OUTPUT (MFG-2220HM only) | Output Voltage Output Impedance Output Frequency | 3.3Vpp square wave 50 Ω , AC coupled 26.8436MHz |
| FREQUENCY COUNTER | Range Accuracy Time Base Resolution Input Impedance Sensitivity Ground Isolation | 5Hz ~ 150MHz Time Base accuracy ± 1 count ± 20 ppm (23°C $\pm 5^\circ$ C) The maximum resolution is : 100nHz for 1Hz, 0.1Hz for 100MHz 1k Ω /1pf 35mVrms ~ 30Vms (5Hz ~ 150MHz) 42Vpk max(MFG-2220HM excluded) |
| Dual Channel Function (CH1/CH2) | Phase Track Coupling Dsolink | -180° ~ 180° Synchronize phase CH2=CH1 Frequency (Ratio or Difference); Amplitude & DC Offset ✓ |
| OTHER | Store/Recall Interface Display | 10 Groups of Setting Memories LAN (MFG-22XX Series only), USB 4.3 inch TFT LCD, 480 x 3 (RGB) x 272 |
| GENERAL SPECIFICATIONS | Power Source Power Amplifier Source Power Consumption Operating Environment Operating Altitude Pollution Degree Storage Temperature Dimensions & Weight | AC 100~240V, 50~60Hz DIP switch, AC 100~120V/AC 220~240V, 50~60Hz (MFG-2120MA, MFG-2260MFA, MFG-2260MRA only) 30W or 80W(With power amplifier) Temperature to satisfy the specification : 18 ~ 28°C ; Operating temperature : 0 ~ 40°C ; Relative humidity: $\leq 80\%$, 0 ~ 40°C, $\leq 70\%$, 35 ~ 40°C ; Installation category : CAT II 2000 Meters IEC 61010 degree 2, Indoor use -10 ~ 70°C, Humidity : $\leq 70\%$ 266(W) x 107(H) x 293(D) mm ; Approx. 2.5kg |

The specifications apply when the function generator is powered on for at least 30 minutes under +20°C~+30°C

Note : (1). A total of ten waveforms can be stored. (Every waveform can be composed of a maximum of 16k points)

(2). Add 1/10th of output amplitude and offset specification per °C for operation outside of 0°C to 28°C range

(1-year specification)

(3). DC offset set to zero

(4). Jitter specification for RF Generator: 20ppm +5ns

(5). Only Pluse channel support

Specifications subject to change without notice. MFG-2000GD2BH

ORDERING INFORMATION

| | |
|-------------|---|
| MFG-2110 | 10MHz Single Channel Arbitrary Function Generator with Pulse Generator |
| MFG-2120 | 20MHz Single Channel Arbitrary Function Generator with Pulse Generator |
| MFG-2120MA | 20MHz Single Channel Arbitrary Function Generator with Pulse Generator, Modulation, Power Amplifier |
| MFG-2130M | 30MHz Single Channel Arbitrary Function Generator with Pulse Generator, Modulation |
| MFG-2160MF | 60MHz Single Channel Arbitrary Function Generator with Pulse Generator, Modulation, 160MHz RF Signal Generator |
| MFG-2160MR | 60MHz Single Channel Arbitrary Function Generator with Pulse Generator, Modulation, 320MHz RF Signal Generator |
| MFG-2230M | 30MHz Dual Channel Arbitrary Function Generator with Pulse Generator, Modulation |
| MFG-2260M | 60MHz Dual Channel Arbitrary Function Generator with Pulse Generator, Modulation |
| MFG-2260MFA | 60MHz Dual Channel Arbitrary Function Generator with Pulse Generator, Modulation, 160MHz RF Signal Generator, Power Amplifier |
| MFG-2260MRA | 60MHz Dual Channel Arbitrary Function Generator with Pulse Generator, Modulation, 320MHz RF Signal Generator, Power Amplifier |
| MFG-2220HM | 200MHz Dual Channel Arbitrary Function Generator with Pulse Generator, Modulation |

ACCESSORIES

Quick Start Guide x 1, CD-ROM with MFG Software and User Manual x 1

GTL-101 BNC-Alligator test lead x 1 (MFG-2110/2120/2120MA/2130M/2160MF/2160MR)

GTL-101 BNC-Alligator test lead x 2 (MFG-2230M/2260M/2260MFA/2260MRA)

GTL-110 BNC cable x 2 (MFG-2220HM)

OPTIONAL ASSESSORIES

GTL-246 USB Type A to Type B cable

FREE DOWNLOAD

Arbitrary Waveform Editing Software

GOOD WILL INSTRUMENT CO., LTD.

No.7-1, Jhongsing Road, Tucheng Dist., New Taipei City 236, Taiwan

T +886-2-2268-0389 F +886-2-2268-0639

E-mail: marketing@goodwill.com.tw



Website



Facebook



LinkedIn

GW INSTEK

Simply Reliable